
MILLBROOK PARK

MILL HILL

THE HERON APARTMENTS



Agent in Kuwait



Agent in Qatar





Welcome to...

MILLBROOK PARK

MILL HILL

A mix of 1 & 2 bedroom apartments and duplexes featuring contemporary layouts, ideal for young professionals or couples looking for a flexible and stylish home.

Each of our apartments are centred around an open-plan living space comprising kitchen, living and dining areas; a great space for entertaining and relaxing with family and friends. The bedrooms and bathrooms lead off the hall where handy storage cupboards can be found.

Duplex living has become a popular option for those seeking a unique environment, and offers flexible living over two floors including a balcony to provide outdoor living at its best.

MILLBROOK PARK SITE PLAN



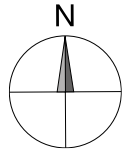
Perfectly located in the leafy suburb of Mill Hill, you'll be just 0.6 miles from Mill Hill East tube station which can offer direct links to London Euston in 21 minutes. Mill Hill Broadway station is only 2.3 miles away and provides direct services to Blackfriars in 32 minutes, making Mill Hill a prime location for commuters and culture-lovers.*

As well as the travel benefits, Millbrook Park is set amongst landscaped parkland with panoramic views over the surrounding green spaces creating an enviable new community that you will be proud to call home.

*Distances taken from [google.co.uk/maps](https://www.google.co.uk/maps) and travel times taken from [thetrainline.com](https://www.thetrainline.com).



Entrance to underground parking



The Development Layout does not show details of gradients of land, boundary treatments, local authority street lighting or landscaping. It is our intention to build in accordance with this layout. However, there may be occasions when the house designs, boundaries, landscaping and positions of roads and footpaths change as the development proceeds. Please check the details of your chosen property with your Sales Executive prior to reservation. 27709 October 2016.



04



ONE BEDROOM
APARTMENTS





06

Computer generated images are indicative only.

THE OSPREY



Plot 4

KITCHEN

4.54m x 1.90m

14'11" x 6'3"

LIVING/DINING AREA

4.54m x 3.63m

14'11" x 11'11"

BEDROOM

4.58m x 3.57m

15'0" x 11'8"

Approximate gross internal area:

54.13 sq m

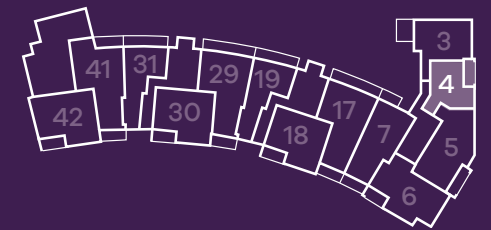
583 sq ft

Key

St – Store



Ground Floor





THE AVOCET



Plots 19 & 31

KITCHEN

4.17m x 1.85m

13'8" x 6'1"

LIVING/DINING AREA

5.42m x 5.13m

17'9" x 16'10"

BEDROOM

5.18m x 2.93m

17'0" x 9'7"

Approximate gross internal area:

65.08 sq m

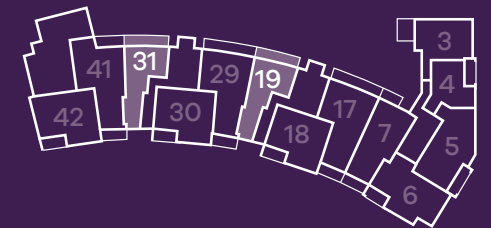
701 sq ft

Key

St – Store



Ground Floor





10

Images are of a typical Taylor Wimpey Show Home and include upgrades at an additional cost.

THE SANDPIPER



Plots 8 & 12

KITCHEN

3.98m x 1.90m

13'0" x 6'3"

LIVING/DINING AREA

5.25m x 4.65m

17'3" x 15'3"

BEDROOM

5.18m x 3.57m

17'0" x 11'8"

Approximate gross internal area:

67.69 sq m

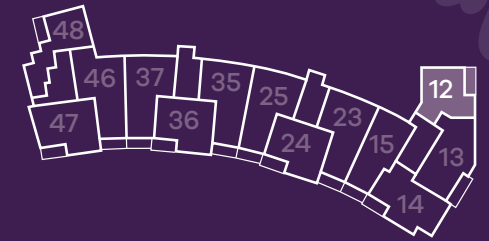
729 sq ft

Key

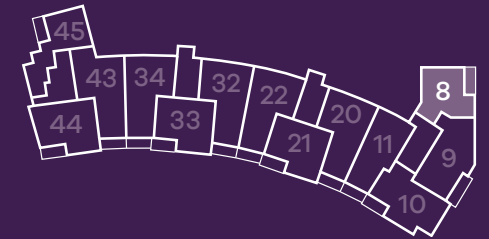
St – Store



Second Floor



First Floor





Images are of a typical Taylor Wimpey Show Home and include upgrades at an additional cost.

THE TERN



Plot 3

KITCHEN

3.56m x 3.30m

11'8" x 10'10"

LIVING/DINING AREA

6.40m x 3.56m

21'0" x 11'8"

BEDROOM

3.93m x 3.18m

12'11" x 10'5"

Approximate gross internal area:

68.63 sq m

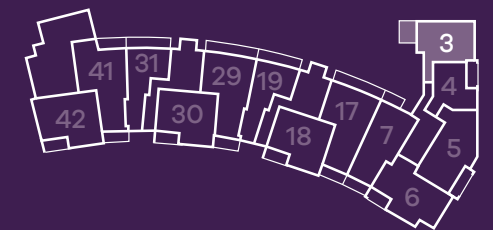
739 sq ft

Key

St – Store



Ground Floor





THE KINGFISHER



Plots 45, 48 & 51

KITCHEN

3.30m x 2.25m

10'10" x 7'5"

LIVING/DINING AREA

6.82m x 4.09m

22'4" x 13'5"

BEDROOM

5.62m x 3.53m

18'5" x 11'7"

Approximate gross internal area:

72.36 sq m

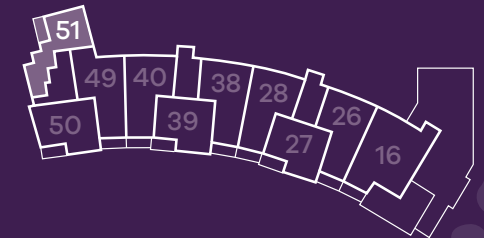
779 sq ft

Key

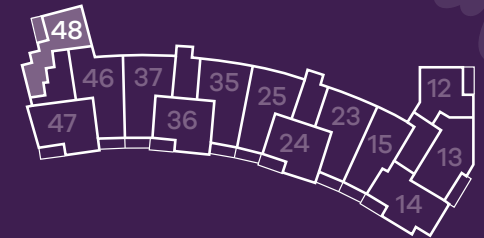
St – Store



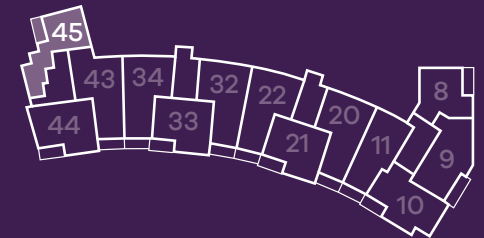
Third Floor



Second Floor



First Floor





16



**TWO BEDROOM
APARTMENTS**





THE GREENSHANK



Plots 33, 36 & 39

KITCHEN

3.50m x 2.25m

11'6" x 7'5"

LIVING/DINING AREA

4.75m x 4.13m

15'7" x 13'6"

BEDROOM 1

6.68m x 2.86m

21'11" x 9'5"

BEDROOM 2

5.55m x 2.86m

18'3" x 9'5"

Approximate gross internal area:

81.6 sq m

878 sq ft

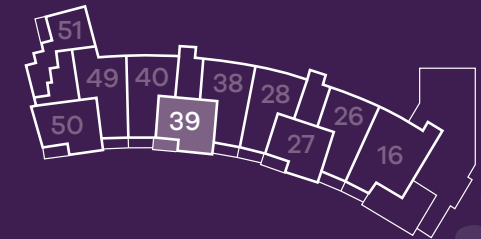
Key

St – Store

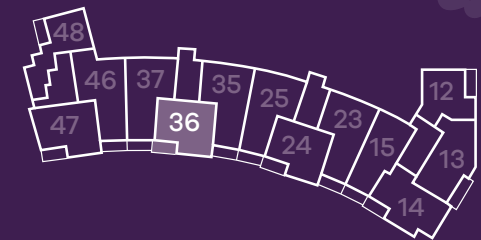
18



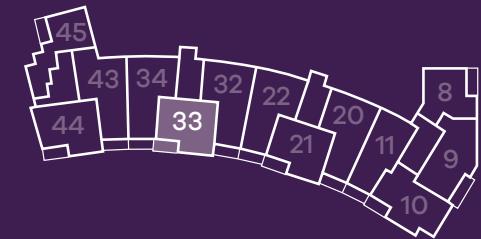
Third Floor



Second Floor



First Floor





Images are of a typical Taylor Wimpey Show Home and include upgrades at an additional cost.

THE MOORHEN A



Plot 18

KITCHEN

3.50m x 2.25m

11'6" x 7'5"

LIVING/DINING AREA

4.75m x 4.13m

15'7" x 13'6"

BEDROOM 1

6.68m x 2.86m

21'11" x 9'5"

BEDROOM 2

5.55m x 2.86m

18'3" x 9'5"

Approximate gross internal area:

83.54 sq m

899 sq ft

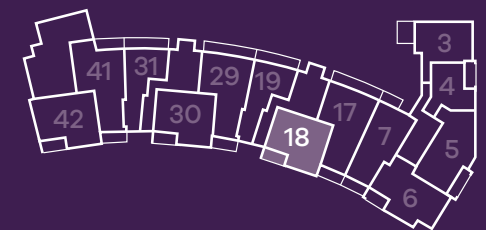
Key

St – Store

*Localised projection



Ground Floor





THE MOORHEN B



Plots 21, 24 & 27

KITCHEN

3.50m x 2.25m

11'6" x 7'5"

LIVING/DINING AREA

4.75m x 4.13m

15'7" x 13'6"

BEDROOM 1

6.68m x 2.86m

21'11" x 9'5"

BEDROOM 2

5.55m x 2.86m

18'3" x 9'5"

Approximate gross internal area:

81.6 sq m

878 sq ft

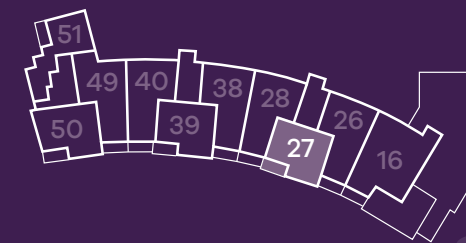
Key

St – Store

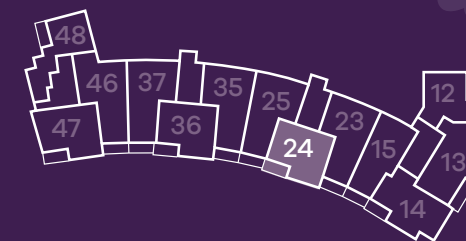
*Localised projection



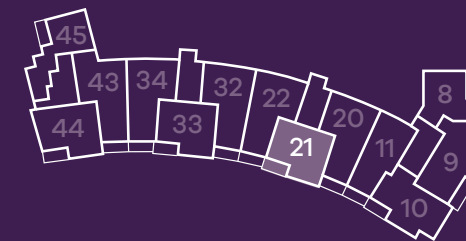
Third Floor



Second Floor



First Floor





Images are of a typical Taylor Wimpey Show Home and include upgrades at an additional cost.

THE MOORHEN C



Plot 30

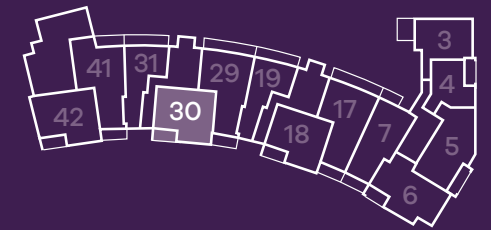
KITCHEN	
3.50m x 2.25m	11'6" x 7'5"
LIVING/DINING AREA	
4.75m x 4.13m	15'7" x 13'6"
BEDROOM 1	
6.68m x 2.86m	21'11" x 9'5"
BEDROOM 2	
5.55m x 2.86m	18'3" x 9'5"

Approximate gross internal area:
90.23 sq m
971 sq ft

Key
St – Store



Ground Floor





26

Images are of a typical Taylor Wimpey Show Home and include upgrades at an additional cost.

THE SWAN



Plots 7, 11 & 15

KITCHEN

2.70m x 2.50m

8'10" x 8'2"

LIVING/DINING AREA

5.02m x 4.75m

16'6" x 15'7"

BEDROOM 1

4.62m x 3.38m

15'2" x 11'1"

BEDROOM 2

4.01m x 3.45m

13'2" x 11'4"

Approximate gross internal area:

83.54 sq m

899 sq ft

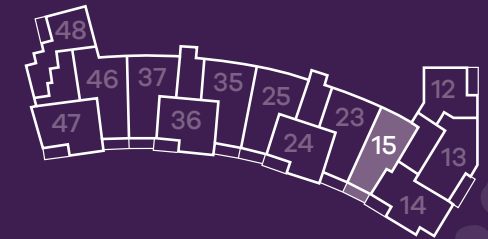
Key

St – Store

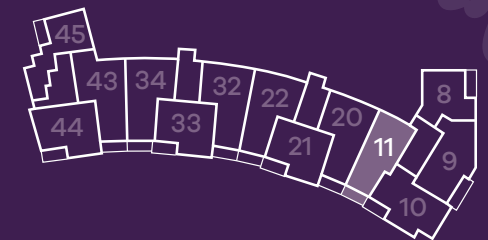
*Terrace to Plot 7 only



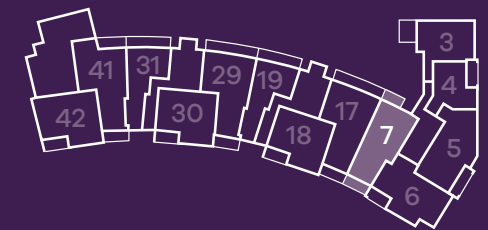
Second Floor



First Floor



Ground Floor





28

Images are of a typical Taylor Wimpey Show Home and include upgrades at an additional cost.

THE CURLEW



Plots 42, 44, 47 & 50

KITCHEN

3.50m x 2.25m

11'6" x 7'5"

LIVING/DINING AREA

4.75m x 4.13m

15'7" x 13'6"

BEDROOM 1

6.68m x 2.86m

21'11" x 9'5"

BEDROOM 2

5.55m x 2.86m

18'3" x 9'5"

Approximate gross internal area:

86.23 sq m

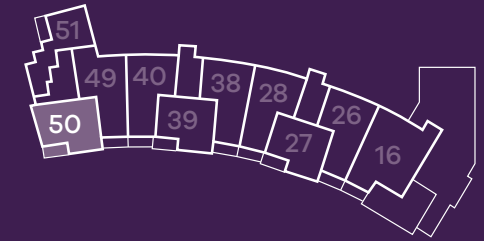
928 sq ft

Key

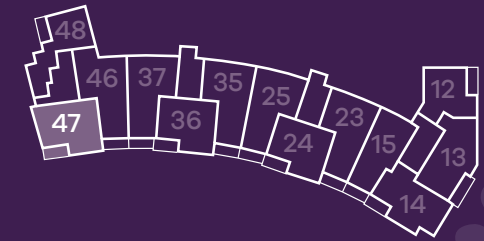
St – Store



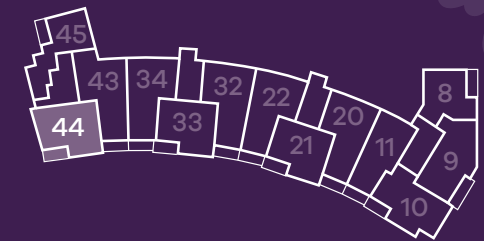
Third Floor




Second Floor



First Floor



Ground Floor





THE TURNSTONE



Plots 2, 6, 10 & 14

KITCHEN

3.33m x 2.21m

10'11" x 7'3"

LIVING/DINING AREA

7.25m x 4.59m

23'9" x 15'1"

BEDROOM 1

4.48m x 3.20m

14'8" x 10'6"

BEDROOM 2

5.60m x 4.31m

18'4" x 14'2"

Approximate gross internal area:

90.15 sq m

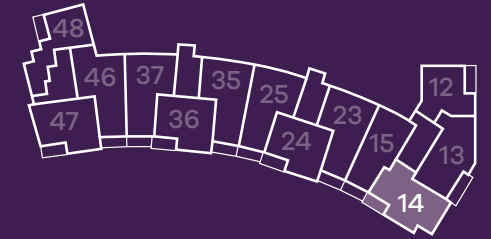
970 sq ft

Key

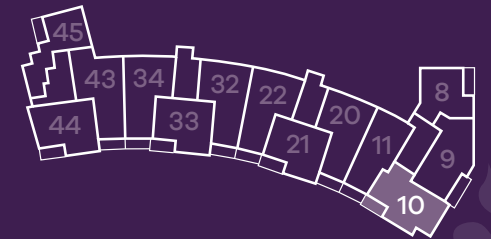
St – Store



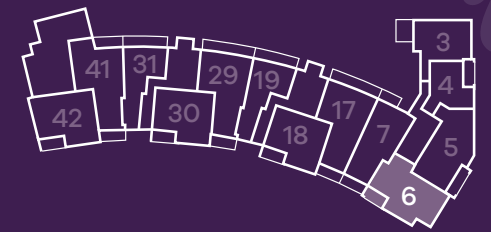
Second Floor



First Floor



Ground Floor



Lower Ground Floor





THE LAPWING



Plots 1, 5, 9 & 13

KITCHEN

3.93m x 2.05m

12'11" x 6'9"

LIVING/DINING AREA

5.28m x 5.28m

17'4" x 17'4"

BEDROOM 1

5.15m x 3.70m

16'11" x 12'2"

BEDROOM 2

6.25m x 3.71m

20'6" x 12'2"

Approximate gross internal area:

94.14 sq m

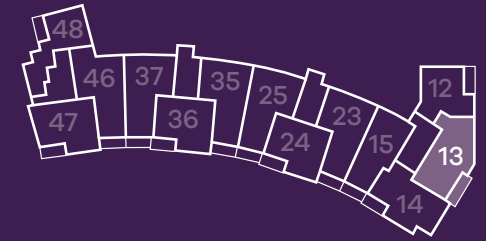
1013 sq ft

Key

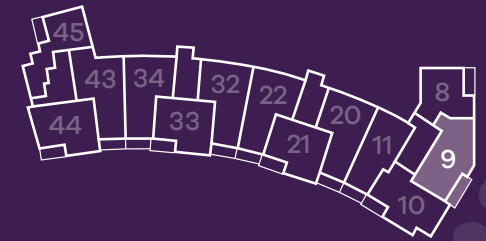
St – Store



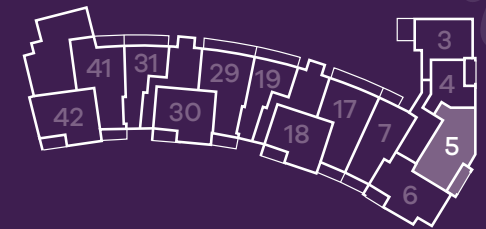
Second Floor



First Floor



Ground Floor



Lower Ground Floor





34

Images are of a typical Taylor Wimpey Show Home and include upgrades at an additional cost.

THE SANDERLING A



Plot 29

KITCHEN

3.00m x 2.50m

9'10" x 8'2"

LIVING/DINING AREA

5.02m x 4.75m

16'6" x 15'7"

BEDROOM 1

4.37m x 3.38m

14'4" x 11'1"

BEDROOM 2

4.45m x 3.49m

14'7" x 11'5"

Approximate gross internal area:

92.32 sq m

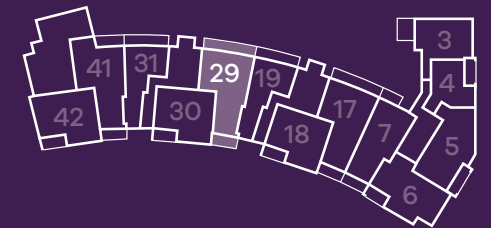
994 sq ft

Key

St – Store



Ground Floor





Images are of a typical Taylor Wimpey Show Home and include upgrades at an additional cost.

THE SANDERLING B



Plots 17, 20, 22, 23, 25, 32, 34, 35 & 37

KITCHEN

3.00m x 2.50m 9'10" x 8'2"

LIVING/DINING AREA

5.02m x 4.75m 16'6" x 15'7"

BEDROOM 1

4.37m x 3.38m 14'4" x 11'1"

BEDROOM 2

4.45m x 3.49m 14'7" x 11'5"

Approximate gross internal area:

94.78 sq m

1020 sq ft

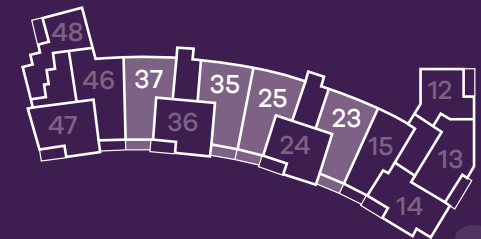
Key

St – Store

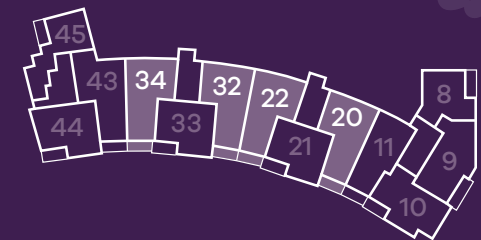
Plots 22, 25, 34 & 37 are handed.



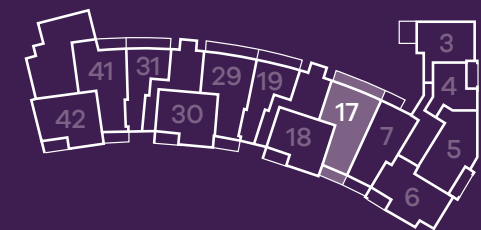
Second Floor



First Floor



Ground Floor





38



THE CORMORANT A



Plot 41

KITCHEN
3.00m x 2.50m 9'10" x 8'2"

LIVING/DINING AREA
5.02m x 4.75m 16'6" x 15'7"

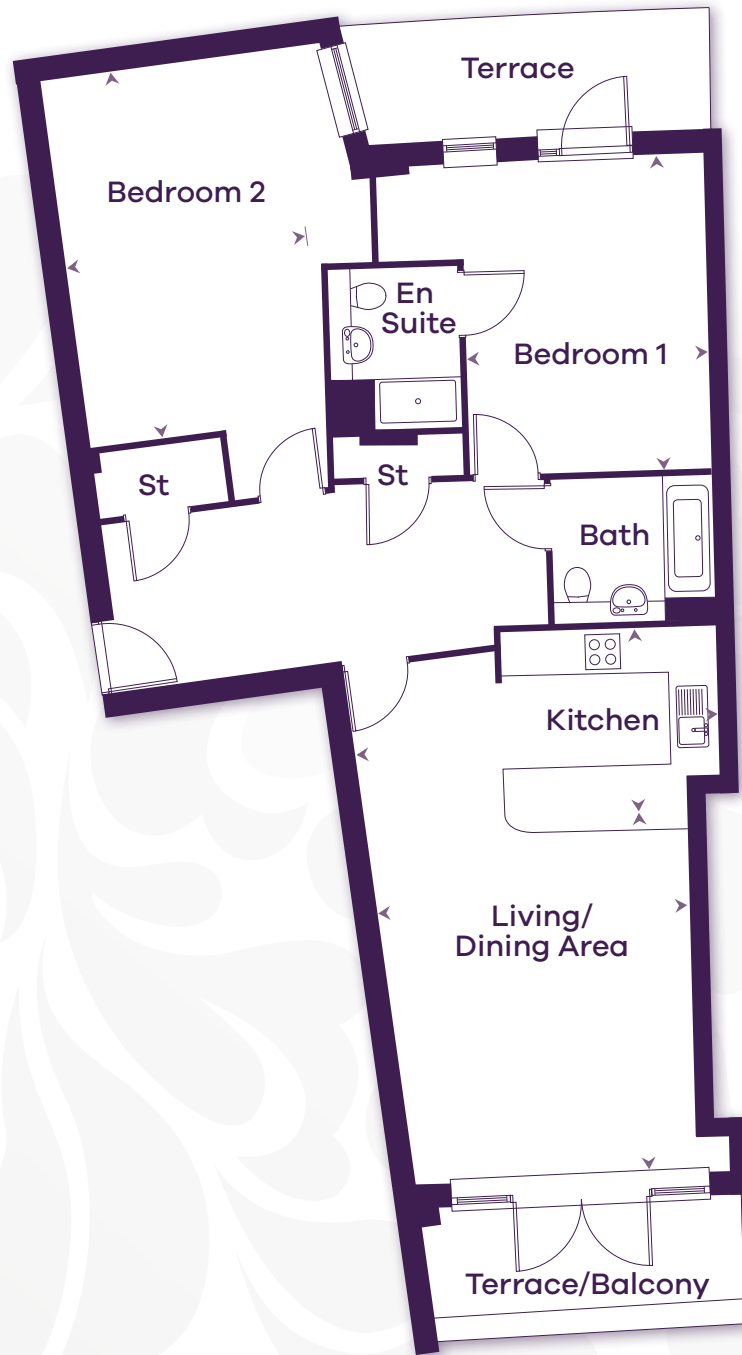
BEDROOM 1
4.37m x 3.38m 14'4" x 11'1"

BEDROOM 2
5.17m x 3.59m 17'0" x 11'9"

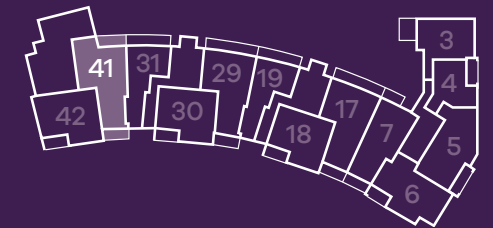
Approximate gross internal area:
99.43 sq m
1070 sq ft

Key
St – Store

Images are of a typical Taylor Wimpey Show Home and include upgrades at an additional cost.



Ground Floor





40

Images are of a typical Taylor Wimpey Show Home and include upgrades at an additional cost.

THE CORMORANT B



Plots 43 & 46

KITCHEN

3.00m x 2.50m

9'10" x 8'2"

LIVING/DINING AREA

5.02m x 4.75m

16'6" x 15'7"

BEDROOM 1

4.37m x 3.38m

14'4" x 11'1"

BEDROOM 2

5.17m x 3.59m

17'0" x 11'9"

Approximate gross internal area:

102.58 sq m

1104 sq ft

Key

St – Store

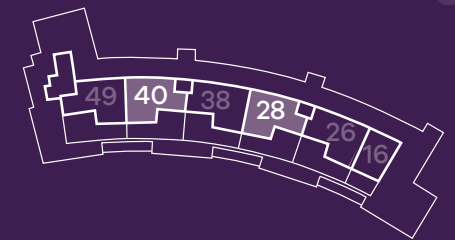


THE DUPLEX
COLLECTION

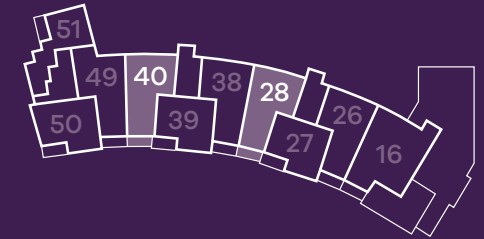




Fourth Floor



Third Floor





THE MALLARD



Plots 26 & 38

KITCHEN

3.00m x 2.50m

9'10" x 8'2"

LIVING/DINING AREA

5.02m x 4.75m

16'6" x 15'7"

BEDROOM 1

4.37m x 3.38m

14'4" x 11'1"

BEDROOM 2

4.45m x 3.49m

14'7" x 11'5"

GALLERY

10.54m x 4.14m

34'7" x 13'7"

Approximate gross internal area:

142.07 sq m

1529 sq ft

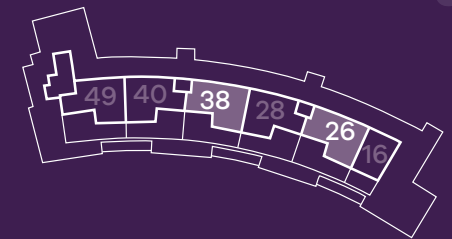
Key

St – Store  – Void

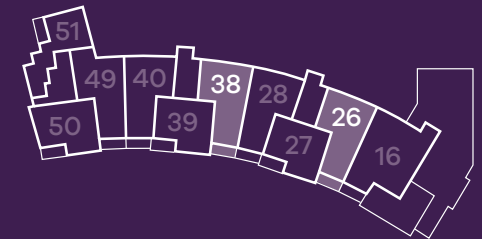
48



Fourth Floor



Third Floor



50



Images are of a typical Taylor Wimpey Show Home and include upgrades at an additional cost.

THE SHEARWATER



Plot 49

KITCHEN

3.00m x 2.50m 9'10" x 8'2"

LIVING/DINING AREA

5.02m x 4.75m 16'6" x 15'7"

BEDROOM 1

4.37m x 3.38m 14'4" x 11'1"

BEDROOM 2

5.35m x 3.59m 17'7" x 11'9"

GALLERY

11.15m x 4.14m 36'7" x 13'7"

Approximate gross internal area:

148.57 sq m

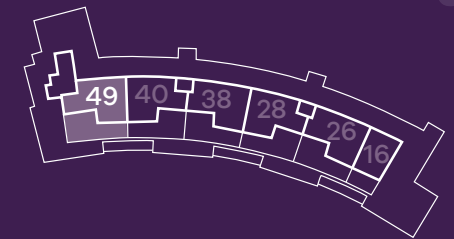
1599 sq ft

Key

St – Store



Fourth Floor



Third Floor

